

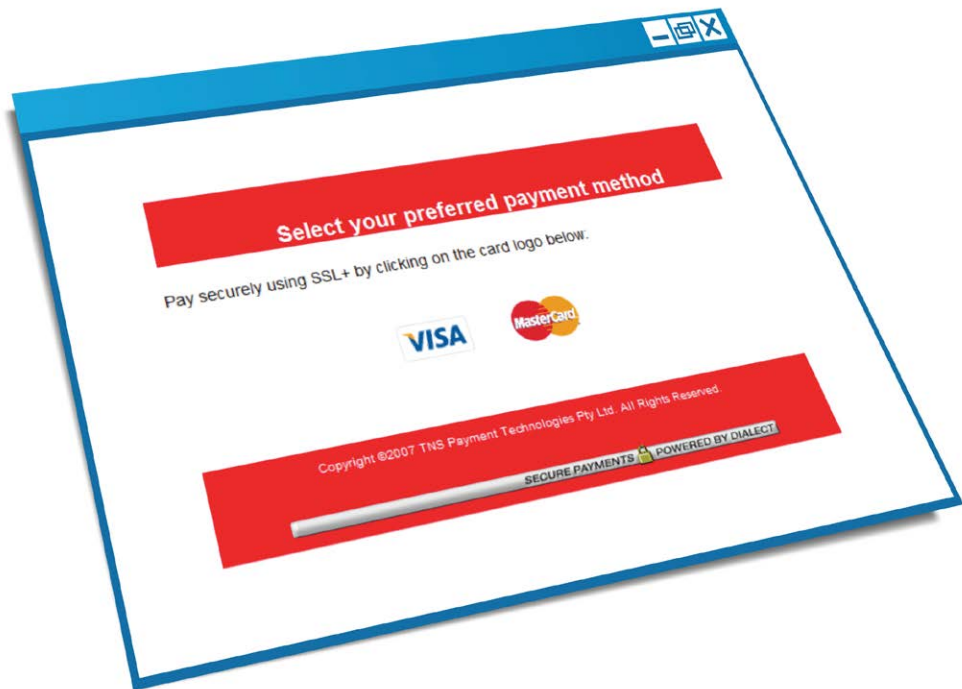
# Secure Online Card Payments

## 3D Secure Steps



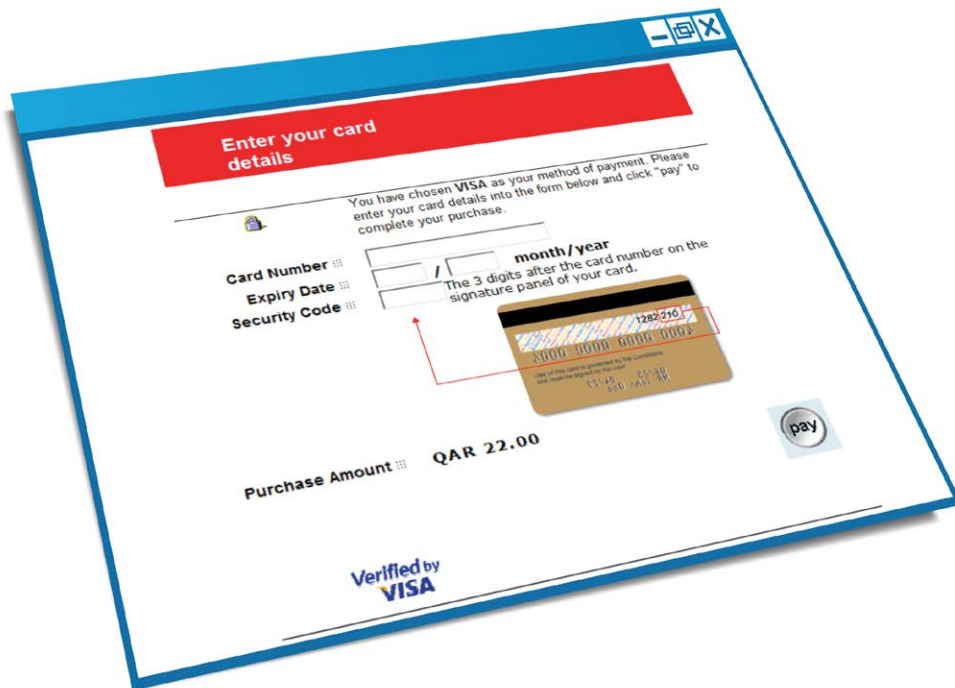
# Step 1

Click on your type of card



## Step 2

Enter your credit card details and click 'pay'




**Enter your card details**

You have chosen **VISA** as your method of payment. Please enter your card details into the form below and click "pay" to complete your purchase.

**Card Number**  /  **month/year**  
**Expiry Date**  /   
**Security Code**

The 3 digits after the card number on the signature panel of your card.



**Purchase Amount**  **QAR 22.00**

**pay**

**Verified by VISA**

## Step 3

Wait for response/3D Secure screen to appear



## Step 4

- 3DSecure screen will appear
- If you are registered for QIB Aman App, you can generate the OTP
- If you opted for SMS OTP, you will receive an SMS with OTP
- Enter OTP and click 'submit'

Verified by VISA

QIB المصارف

Enter Your One-Time-Password (OTP)

Please enter your OTP that you can generate via QIB Aman application or receive via SMS to confirm your identity for this purchase. This information is not shared with the merchant.

Merchant	QATAR
Amount	QAR222.00
Date	22/10/2014 09:09:15
Card Number	4893 29XX XXXX 1234

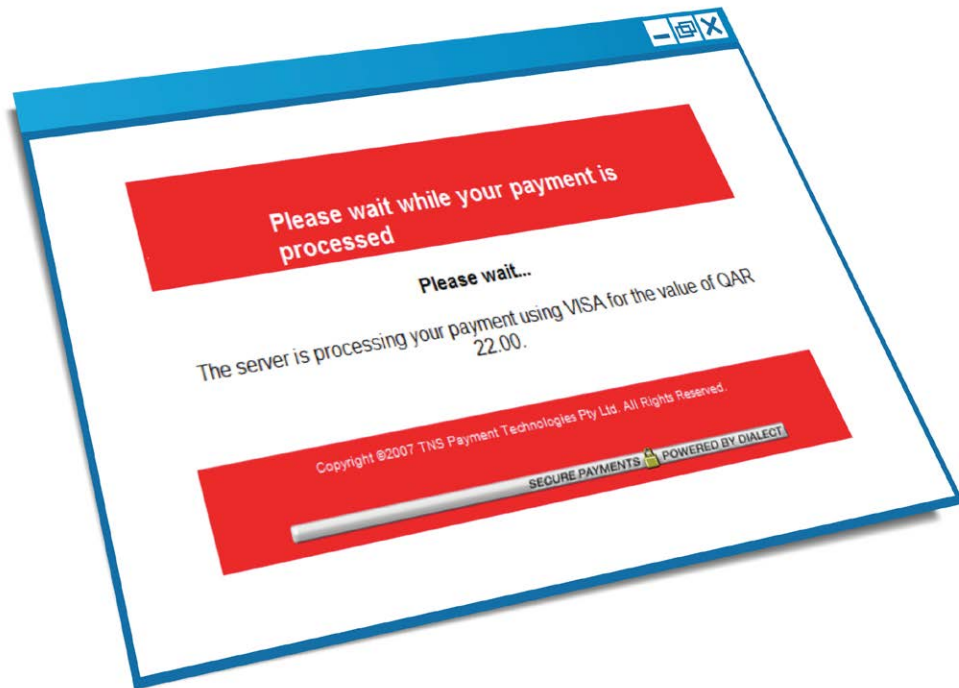
One-Time-Password (OTP)

[Re-send One-Time-Password](#)

Copyright © 2013. All rights reserved.

## Step 5

Wait for the transaction to be processed



## Step 6

You will receive confirmation that your transaction is complete

